

## MARYLAND AUTOMOTIVE MODELERS ASSOCIATION

Volume 2, No. 7 Mar. 1990

Rod & Custom Show Appreciation Issue  
Editor: Tim Sickie

This issue is a special contest issue which contains all the contest results and acknowledgements of all donations made by the local Hobby Shops, Kit Manufacturers, Cottage Industries & all club members who lent their support in one way or another.

About 59 (!!!) people attended the February meeting which basically hit the highlights of the Maryland Automotive Modelers' Association 2nd Annual Model Car Contest in Baltimore on the weekend prior to the meeting as well as discussing the upcoming World of Wheels Custom Car Show Model Car Contest run by The Car Addicts of Virginia on March 9-11 at the D.C. Armory. Let's give 'em hell guys! (See "From the President's Armchair" for further contest info).

At this time, I would like to say Howdy! to our new members: Ron Hamilton (Bowie), Dan Bowles, Ralph & Carl Clagget, Bill Bauer, Chris Oxenrider, Leslie Gravett, Allen Bischoff & Greg Hatfield (all from Baltimore), Kevin Duerling (Pasadena) & Jim Butt (Parkville).

The February raffle raised \$146.00! The club would like to thank the raffle donors as shown below: Dave Roehrle, Pat Maphis, George Openhym, Gary McNutt, Craig Fetter and Harold Bradford. Special thanks also go to those shown below:


John O'Neill,  
AMT/ERTL  
Highways 136 & 20  
Dyersville, Iowa 52040

Jay Adams,  
Monogram Models, Inc.  
8601 Waukegan Road  
Morton Grove, Ill. 60053

Bob Johnson,  
Revell, Inc.  
636 North 3rd Avenue  
Des Plaines, Ill. 60053

Bruce Pearce,  
Automotive Modelers Society  
5752 Williamsburg Circle  
Hudson, Ohio 44236

Gary Schmidt,  
Scale Auto Enthusiast  
5918 W. North Ave.  
Milwaukee, Wi. 53208



From the President's Armchair  
by Norman F. Veber

With the conclusion on February 11, 1990 of the Maryland Automotive Modelers' Association Second Annual Model Car Contest we are hoping to put Baltimore, Maryland on the modeling map. For the second year, we have held this contest as part of The

**Baltimore World of Wheels Custom Car Show, one of the Winston Championship Auto Shows held around the country. And was it ever a contest!**

It seems that more and more people are discovering, or rediscovering, the hobby of model car building. Contests across the country have shown a marked increase in participation over the last couple of years, and ours is no exception. There were **242 models entered by 72 contestants, a 60% increase in both numbers over last year.** Many really great looking models showed up for this event. The judges would have to make many tough decisions to determine who would get the 51 plaques. There were First thru Third place awards in 11 Adult categories and three Junior categories, eight "Best of..." awards split between the Adult and Junior contestants and a People's Choice award. A winners list follows this report.

The crowds in front of our display showed that even the general public finds our hobby fascinating, even if they are not involved in it. With the increased display area and better location in the convention center, I know our display was seen by a lot of people. Crowds around the models rivaled those around other feature attractions at the Baltimore World of Wheels Custom Car Show, such as the 1:1 Batmobile and 1:1 model "Michelle". Alas, we could not compete with the Tenage Mutant Ninja Turtles. What a cross to bear!

This year we went from a local contest to a regional one. There were many entries from the Car Addicts of Northern Virginia, based around Washington, D. C. and from the Central Pennsylvania Model Car Club, based out of York, Pa. If we had done a "long distance" award, it would have been a toss-up between several entries from the Norfolk, Va. area or Jim Ruby from Amherst, Mass. John Heyer, from Staten Island, New York, stopped by on Saturday and put several of his models on display for a few hours before heading home. Joe Formato, from Virginia Beach, Va. brought some of his models and entries for a few other members of a new model car club now forming in the Norfolk area, to be the Tidewater Virginia Chapter of the Automotive Modelers Society.

Work on this contest began back in August when we sent "Event Ads" to the model car press. As these began to appear in the issues released last fall, many requests for more info were received. Advertising continued with the printing of 2000 flyers which were sent to everyone on our mailing lists. This included 107 Junior and Senior High schools in and around Baltimore. Sources were contacted for prizes and money raised to pay for trophies and other expenses. Many new display items were constructed by club members, so that the overall appearance of the contest area would improve. These items included signs, tables, shelves and a large aluminum frame to hold the club and sponsor signs. With the completion of these things, only a few other things had to be rented.

How much time it took all concerned to pull off this contest is anyone's guess, but here are some figures as to it's cost. Total outlay was nearly \$2100.00. These contests are expensive to hold! The biggest expenses were trophies and advertising, with the purchase of supplies and display props making up the rest.

Now that some of these display items belong to the club, they are considered a one time expense, thus reducing the cost of future contests....hopefully! Where did all this money come from? \$1227 was from the local hobby shops, other businesses and individuals, \$450 was from the club treasury and about \$400 was from Replicas & Miniatures of Md. On the other side of the ledger, we got nearly \$1500 in donations from the Kit manufacturers, aftermarket companies and magazines to give away with the trophy packages. We got enough kits from Monogram, AMT and Revell so that each contestant received a new car kit, just for participating. A list of all of our sponsors also follows this report.

Please keep in mind that these are the people and businesses that made our contest possible. Show them you appreciate their support by using their products or services or visiting their stores. The local hobby shops that sponsored trophy packages are truly interested in our hobby and appreciate what events like ours can do to get new customers into their shops. Their support is an acknowledgement of our group and faith in our ability to promote the hobby. Show them their support and faith are warranted by taking them your hobby business. Every hobby shop that we know of in the Baltimore-Washington area was contacted (about 40 in all), so all had an equal chance to be a part of our contest.



It was fun to watch the reactions to our sign ("Warning-\$1000.00 Fine for touching models"). I think it had the desired effect, as I wasn't aware of too many problems with people trying to handle the models this year. For those that took it too seriously, it really was done with tongue firmly planted in cheek. Maybe it was too much of an "inside joke", as Lyle Willits was taken to task by a 12 year old for trying "to rip people off".

The round, plexi display case that Craig Fetter got for the club last year, always had a crowd around it. With 17 models displayed in it from several club members, it gave the public a chance to look closely at our work without having to worry about the models being handled. Karen Roehrle replaced the bright orange fabric covering the floor of the display case with a grey felt which now allows the models to get all the attention.

Our people's choice award was very popular. Maybe too popular!! We found ballots in it for the real cars as well as the models. With one of the car show attractions being the Batmobile and several entered in the model contest, it should come as no surprise that one of the model Batmobiles won this award.

All in all, I believe everyone had a great time. With the models, real cars, previous contests showing on video and the "Lost in the '50's" girls on roller skates, there was always something to get your attention.


As a footnote, we must have sparked some interest in this hobby, as the attendance at the February MAMA meeting, one week after the contest, was 59, up from 45 in January. With this kind of growth, next year's contest should be a real eyepopper! We hope you will plan to be there.



At this time we would like to thank the club members, Hobby Shops, Kit Manufacturers, Cottage Industries and anyone else who pitched in to make this show such a success. They are listed below in no particular order:

#### FINANCIAL SPONSORS

- \* Replicas & Miniatures Co. of Md.  
7479-D Furnace Branch Road  
Glen Burnie, Md. 21061  
301-768-3648
- \* The Squadron Shop  
12351 Georgia Avenue  
Wheaton, Maryland 20906  
301-942-7410
- \* Hobby World  
Severna Pk Mall-Ritchie Hwy.  
Severna Park, Maryland 21146  
301-544-8782
- \* Bobby's Hobby Lobby  
65 E. Main  
Westminster, Maryland 21157  
301-848-4350
- \* Cornish & Sons Hobby Shop  
6239 Little River Turnpike  
Alexandria, Virginia 22312  
703-941-2634
- \* Car Addicts of No. Va.  
Levin Cates, President  
6609 10th St., A2  
Alexandria, Va. 22307  
703-765-6529
- \* Stoneleigh Cycle & Hobby  
6717 York Road  
Baltimore, Md. 21212  
301-377-4447
- \* Wheels Hobby Shop  
45 Waverly Drive-Unit O  
Frederick, Maryland 21701  
301-698-9545
- \* Pro Custom Hobby  
721 Frederick Road  
Catonsville, Md 21228  
301-788-8770
- \* Family Hobbies  
5200 Leeds Avenue  
Baltimore, Md. 21227  
301-247-3239
- \* Central Pa. Model Car Club  
John Kester, President  
343 High Street  
Hanover, Pa. 17331  
717-637-6193



#### PRODUCT DONATIONS

- \* The ERTL Company  
Highways 136 & 20  
Dyersville, Iowa 52040
- \* Revell, Inc.  
636 North 3rd Avenue  
Des Plaines, Ill. 60016
- \* Model Car Journal  
P.O. Box 154135  
Irving, Texas 75015-4135
- \* Page One Graphics  
5271 Challedon Drive  
Virginia Beach, Va. 23462
- \* Automotive Modelers Society  
Bruce Pearce, President  
5752 Williamsburg Circle  
Hudson, Ohio 44236
- \* Scale Equipment Ltd.  
P.O. Box 10084  
Bradenton, Florida 34282
- \* Monogram Models, Inc.  
8601 Waukegan Road  
Morton Grove, Ill. 60053
- \* Scale Auto Enthusiast  
5918 W. North Avenue  
Milwaukee, Wi. 53208
- \* Plastic Fanatic  
19088 Santa Maria Ave.  
Castro Valley, Ca. 94546
- \* LMG Enterprises  
1627 S. 26th Street  
Sheboygan, Wi. 53081
- \* Your Hobby Center  
425 E. Patapsco Ave.  
Baltimore, Md. 21225  
301-355-2446
- \* Motorsports Miniatures  
4157 Grand Ave. South  
Minneapolis, Minn. 55409

- \* Jimmy Flintstone Productions  
P.O. Box 371  
Hales Corners, Wi. 53130
- \* R & D Unique  
18808 4th Ave. S.W.  
Seattle, Wa. 98166
- \* Precision Enterprises Unltd.  
P.O. Box 97  
Springfield, Vt. 05156
- \* Scale Sports/Detail Master  
P.O. Box 153  
Hubertus, Wi. 53033

- \* Herb Deeks Models  
1415 E. Santa Ana Street  
Anaheim, Ca. 92805
- \* Garage Scenes  
19088 Santa Maria Ave.  
Castro Valley, Ca. 94546
- \* Scale Model Speedway  
100 Gilmour Ct.  
Owensboro, Ky. 42301


#### DISPLAY AND SUPPLY DONATIONS

- \* A & M Printing  
110 Crain Highway, SW  
Glen Burnie, Maryland 21061  
301-768-9083
- \* B & B Auto Body  
223 Mayo Road  
Edgewater, Maryland 21037  
301-956-2882
- \* Village Printing  
Fairground Village Shpg. Ctr.  
140 Village Road  
Westminster, Maryland 21157  
301-876-7343
- \* Parts by Parks  
1103 East State Street  
Marshalltown, Iowa 50150

- \* Runkle's Sign  
91 John Street  
Westminster, Md. 21157  
301-848-4575
- \* George's Imports, Inc.  
512 N. Crain Highway  
Glen Burnie, Md. 21061  
301-766-8182
- \* Euro-Chrome  
101, 9th Avenue  
LaSalle, Quebec  
H8P 2N7 Canada
- \* Orchard Beach Volunteer  
Fire Department

#### INDIVIDUALS

- |                   |                  |                       |
|-------------------|------------------|-----------------------|
| * Mike Adams      | * Alan Gransee   | * Dave & Karen Roehrl |
| * Larry Boothe    | * Matt Guilfoyle | * Robert Stewart      |
| * Harold Bradford | * Mark Hoff      | * Norman F. Veber     |
| * Jerry Flynn     | * David Johns    | * Lyle Willits        |



#### MARYLAND AUTOMOTIVE MODELERS' ASSOCIATION 2ND ANNUAL MODEL CAR CONTEST WINNERS JUNIOR DIVISION

RECIPIENT	AWARD/SUBJECT
Chris Charon	1st Degree, 3rd Place/'70 Boss Mustang
"	3rd Degree, 2nd Place/'56 Ford Conv.
"	Honorable Mention/'69 Shelby
Jeremy Cugle	3rd Degree, 1st Place/'66 Nova
Chad Fetter	1st Degree, 2nd Place/'67 Chevelle
"	2nd Degree, 1st Place/'66 Nova
"	2nd Degree, 2nd Place/'89 Silverado
Preston Rice	Honorable Mention/'41 Plymouth
Dave Roberts	1st Degree, 1st Place/Ford P/U
"	Honorable Mention/'53 Ford/'57 Chevy

Darian Willits	2nd Degree, 3rd Place/'57 Chevy
"	3rd Degree, 3rd Place/Batmobile
"	Honorable Mention/'57 Chevy (1/12)
Chris Charon	Junior Best Engine/'56 Ford Conv.
Chad Fetter	Junior Best Finish/'66 Nova
"	Junior Best of Show/'66 Nova
Darian Willits	Junior Best Interior/'57 Chevy (1/12)

#### ADULT DIVISION

Eric Bernai	Street Machine, 2nd Place/'55 Nomad
Kelvin Brown	Pro Street, 2nd Place/'66 Nova
Gary Burkey	Street Rod, 1st Place/'41 Willys Del.
Levin Cates	Custom, 3rd Place/'62 Chrysler
"	Comp-Strt Line, 1st Place/'40 Willys
"	Curbside, 1st Place/'60 Desoto
Joe Formato	Repl Stock, 1st Place/Ferrari F-40
"	Box Stock, 2nd Place/Thunderbird SC
Gary Frazee	Comp-Oval, 1st Place/"Lifebuoy" Lumina
Jack Gorrell	Comp-Road Course, 1st Place/Ferrari
	126 C2 (1/12)
Larry Hayosh	Street Rod, 3rd Place/'32 Ford Hiboy
"	Comp-Strt Line, 3rd Place/Nostalgia
"	Dragster
"	Truck/Comm, 3rd Place/'32 Ford Woody
"	Honorable Mention/'32 Ford 3-Window
Randy Jones	Comp-Oval, 3rd Place/"Tide" ASA Camaro
"	Comp-Road Course, 3rd Place/"Sauber"
	Mercedes C-9
Dave Lewis	Repl Stock, 3rd Place/'70 Buick GSX
Bart Powell	Comp-Oval, 2nd Place/"Goodwrench" SS
Tim Powers	Repl Stock, 2nd Place/Corvette ZR1
"	Box Stock, 1st Place/Schnitzer BMW
Dave Roehrl	Pro Street, 1st Place/'49 Ford
Jim Rudy	Street Machine, 3rd Place/Camaro
Jason Seibel	Honorable Mention/'33 Ford Funny Car
Ben Snyder	Pro Street, 3rd Place/'65 Mustang
"	Curbside, 2nd Place/'34 Ford
Gary Sutherlin	Custom, 1st Place/'51 Chevy
"	Truck/Comm, 1st Place/'53 Ford P/U
Craig Turner	Custom, 2nd Place/'55 Nomad El Camino
"	Street Machine, 1st Place/'60 Corvette
"	Box Stock, 3rd Place/'33 Ford
"	Comp-Strt Line, 2nd Place/'60's Rail
"	Dragster
"	Truck/Comm, 2nd Place/'25 Ford 'C' Cab
"	Curbside, 3rd Place/Matador
"	Honorable Mention/'69 442
Rex Turner	Comp-Road Course, 2nd Place/Ford GT-40
Lyle Willits	Street Rod, 2nd Place/'39 Ford Rdstr
"	Honorable Mention/'66 Chevelle SS396

Joe Formato  
Bill Hailey, Jr.  
Dave Roehrle  
"  
Gary Sutherlin

Adult Best Finish/Ferrari F-40  
People's Choice/Batmobile  
Adult Best Engine/'49 Ford  
Adult Best of Show/'49 Ford  
Adult Best Interior/'53 Ford P/U

### MAMA's Boys

\*\*\*\*\*

by: Tim Powers

35 year old Dave "Junkman" Roehrle is best known for authentic looking worn-out model vehicles. Lately though he has been trying to escape that reputation by building a clean, show-ready '49 Ford Pro Streeter. Although Dave has built several unjunked cars before, his "Junkman" reputation has stuck with him. The '49 may be just the model to change that reputation from one of the best Junk modelers to one of the best model builders, period.

Dave is a Graphic Artist/Computer Operator for Runkle's Sign Service, a small shop where Dave gets to do a little bit of everything. Dave says he likes that. Says he likes living right next door to work, too. Says he doesn't have to drive at all during the week. I'm sorry to hear that last one.

Dave's been married for the last 3 years to Karen, who supports and encourages Dave all the way. It might be a lot easier for Karen to support and encourage Dave because she's into models too (especially **Matadors**, if I'm not mistaken!). She makes sure Dave has enough time and money for all of the facets of modeling. Karen offers Dave ideas and opinions on current and future projects along with encouragement when he's frustrated or discouraged. And to round it all out, Karen attends as many meetings, flea markets, swap meets, car shows and contests with Dave as she can. Dave forgot to mention that Karen can make very good brownies (right, Lary?)

**MAMA:** Do you spend a lot of money on the hobby?

**Dave:** How much is a lot? Actually I have no idea how much I spend (Ed. note: It must be nice!). I opened a checking account just for model stuff a couple of months ago. So, I might have an idea a year from now. I guess when you add it all up, kits, supplies, parts, tools, travel and buying frenzies at Norman's, it might seem like a lot. But, it's a little bit here and a little bit there so it isn't as noticeable. It's all a matter of priorities anyway. I'm sure Karen will let me know if I'm spending too much.

**MAMA:** How long have you been building model cars?

**Dave:** I don't remember **not** building model cars.

**MAMA:** What were the first model car kits you built?

**Dave:** I don't remember what they were, but they were small scale and multi-piece bodies. The first 1/25 scale model I remember was AMT's '34 Ford Pickup. I got real excited about it. I bet I built about a dozen of them.

I remember the box art was purple and it cost around \$1.10 (?!). That seemed like a lot back then. I just bought one in June of 1989 for \$35.00 (?!).

**MAMA:** What sparked your interest in model cars?

**Dave:** My interest in model cars was started by my interest in full size cars. I built some airplanes, the balsa and tissue paper kind. I built them and my dad would fly them.... into things. That didn't last long, so I pretty much stuck with the model cars.

**MAMA:** How many built and unbuilt kits do you have in your collection?

**Dave:** I have about 20 built kits and 150 unbuilt. Probably about 15 started, half finished, or screwed up projects. I had a bunch of built kits, but, unfortunately, they are not in my possession anymore.

**MAMA:** What kind of work area do you have? Is it dedicated to model building?

**Dave:** I work in a 9' x 11' room along with my large workbench, shelves stuffed full of models, a closet, the ironing board, the vacuum cleaner, Karen's drafting table and her stuff, piles of magazines, usually Karen, 4 cats, and a multitude of ever changing stuff that hasn't found a place yet. Karen and I share the room, so we work together. I guess you could say it's half dedicated to models. Also, I have storage space in the attic.

**MAMA:** Where do you do your painting?

**Dave:** I do all my finish painting right at my workbench. Any major spray can stuff gets done in the attic. I can use the spray booth at work, but I haven't yet.

**MAMA:** What kinds of paints do you use?

**Dave:** Testor's little bottles, Model Master, Metalizer, Monogram/Humbrol, Floquil, Scale Coat, Polly-S, tube-type water colors, tube-type oils, Liquitex, Folk Art, Country Colors, Badger, People's brand primer, DuPont, Rustoleum, One Shot, and a bunch of unknowns. I have some Tamiya, but I don't use it any more because it cracks. I assume by paint you mean finishes. I use chalk, pastels, cornstarch, dirt, rust, mud, sawdust, and just about anything else I can get to stick.

**MAMA:** What kind of special tools and equipment do you have?

**Dave:** I have a lot of basic hand tools, some dental tools, surgical tools ("Dr. Dave will see you now?!?"), and jeweler's tools. I have a few things homemade or modified. I have a really crappy drill press that only drills ellipitical holes, a Dremel tool, a hot knife, a butane torch, a cheap compressor and four of the best airbrushes I could find (Editor's note: Since completing this questionnaire, Dave has purchased a new compressor and airbrush. He has established a standing offer to loan his old compressor and airbrush from one meeting to the next to anyone wanting to try airbrushing before investing in their own equipment). Most of the tools that I have, I've gotten at flea markets and at Carlisle. About the only thing I go out



of my way for is good paint brushes. I want to get a Unimat 3, a better air compressor, and a real drill press in the near future. One thing I had made special is a pair of 3/4" x 5/8" x 1 1/2" stainless steel blocks that I use for propping things up, weights and clamps. If I had to say one tool was special, it would be my workbench. The base is an old wood office desk. I added a 40" x 7' M.D.O. plywood top and uprights to hold my lights. I made 1" x 6" shelves that run the full length and go all the way to the ceiling. I did a lot of planning and made a bunch of sketches to get all my tools, paints, parts cabinets and miscellaneous stuff to fit in the right place. It works great. I have a place for everything and I can usually find everything, but I still get piles of tools on my workbench.

**MAMA:** Do you keep a big spare parts inventory for swapping?

**Dave:** I was given a large trash bag full of built models and parts a couple of years ago. I sorted out all the good stuff and trashed the rest. This is my big stash. I keep all my leftover parts sorted out by which kit they came from. Plus I have a selection of kits that I rob from.

**MAMA:** Do you use cottage industry parts?

**Dave:** I've used some cottage industry parts and I have a bunch that I haven't used yet. I have a couple of bodies that I hope to use soon. Some of the cottage industry parts that I have I use as guides for scratchbuilding my own version.

**MAMA:** Do you build other types of models?

**Dave:** I've built one military model and that was a truck. I've built two doll houses for other people, I have one to rebuild, and one that I haven't started yet. I like building wooden boats and HO scale wooden houses. There's a ton of stuff I'd like to get into like remote control boats and scratch built steam engines, but cars and trucks take up most of my time.

**MAMA:** Do any skills from the doll houses and wooden boats carry over to your model car building?

**Dave:** I think, in my case, the skills from building cars carried over to the other stuff. Especially patience and following directions.

**MAMA:** What's your favorite type of model car to build?

**Dave:** Trucks and junkers are high on my list, but mostly I like variation more than doing the same thing all the time. At this time I've done four weathered models in a row and I don't want to do anymore for a while, so I'm doing something different.

**MAMA:** What's your favorite scale to build in?

**Dave:** My favorite scale is 1/25, but I'm planning some 1/43 scale projects.

**MAMA:** What is your favorite model car company?

**Dave:** ERTL/AMT/MPC seems to be what have most of with Monogram running a close second. I like some kits from just about all the model companies except for the

older Revell kits because of their poor quality. The newer Revell kits that I've gotten, since Monogram took over, look great. 100% improvement, but I haven't had time to build any yet.

**MAMA:** What older kits would you like to see reissued?

**Dave:** I'd really like to see AMT reissue the '53 Studebaker in stock form (Editor's note: Again, since Dave completed the questionnaire, ERTL has announced plans to reissue this kit) and some of the '70's pick-ups. I'd like to see Monogram reissue Big Deuce, Big Drag, Big Tub and Big T in their original form. When was the last time you saw a full size car with gold trim? I'll take parts packs from any company that will put them out.

**MAMA:** What new subjects would you like to see produced?

**Dave:** An early '50's Chevy or Dodge pick-up. Any kind of 1 ton truck. 1/8 or 1/12 scale '32 Ford 3-window with a flathead and vintage speed equipment. Parts packs.

**MAMA:** What do you like most about today's kits? The least?

**Dave:** The best thing about today's kits is the quality and amount of detail. Plus the subjects of the new issues and reissues are great. All the companies are coming out with lots of new kits. The only bad thing is that I don't have the money or the space to buy them. What I like the least is two piece tires and reissues that don't have all the original parts. But, it won't stop me from grabbing a kit for \$7.50 that I would otherwise have to pay collector's prices for. By the way, I don't care what color plastic they mold the kits in.

**MAMA:** What current projects are you working on? Future plans?

**Dave:** Right now I am working on a Pro Street '49 Ford, a '32 Ford highboy, a '36 Ford custom and a trailer. I'm also gathering parts for a Bonneville tanker and a 1/43 scale diorama. Future plans would just about fill a book. Some of them are: salt flats cars, a house trailer, an International Scout, a '39 Ford COE, an early '70's Ford pick-up, a Pro Street '61 Valiant with a slant six (!?!), a Jag funny Car ("going fast with class?") and the list goes on and on.

**MAMA:** Do you subscribe to any model car magazines?

**Dave:** Scale Auto Enthusiast, Fine Scale Modeler, Plastic Fanatic, Commercial Trucker, ERTL Blueprinter, UMCA, MCMA, AMS, Rod & Custom, Hot Rod, Street Rodder, and I buy others on the newsstand.

**MAMA:** What other hobbies are you involved in?

**Dave:** I collect bottle and car openers, flamingo paraphernalia, toy space guns, various kinds of little cars and toy submarines. We go to car shows and flea markets quite a bit. Karen collects Roseville pottery and I've taken an interest in that. I have two antique cars, a '64 Dodge Dart and a '26 T that I don't do much with because I'm too buisy with all the other stuff.

**MAMA:** Do you have any tips, suggestions or advice for anyone just starting into car modeling?

**Dave:** For someone fairly new or just getting started, I would suggest learn the basics first. Build what you like. Remember your mistakes and don't make them on your next model. Compare your models to other models which you think are better. Then figure out what makes them better. If you can get somebody to give you honest criticism, that helps too. As long as you can take somebody picking your work apart. I try to break a model down into a bunch of smaller models, rather than one big model. For example, body, chassis, interior and drive train. Then break these down into even smaller models such as the engine which would consist of: the block, heads, valve covers, carb, trans, etc. This way each part becomes a model in itself. In this way you bring them all together in one place and they become one large model. Most of all keep it fun and enjoy it, that's what it's really all about.

**MAMA:** What do you like most about MAMA? The least? Suggestions for improvement?


**Dave:** I like everything about MAMA. I think it's a great club. Karen and I are really excited about it, even after a year. We've made a lot of new friends and have a lot of fun with the club.

### Ecto 1A Ghostbusters II

(AMT/ERTL #6017; 1/25; one version; 84 pieces; white, chrome, clear, clear red, vinyl tires)

This is a companion kit to the Batmobile, and they have much in common besides the obvious appearance in hit movies. Ecto 1A (like the Batmobile) is a very simplified kit. By this I mean it has a 1 piece body (nearly!) with the hood molded shut. The rear fins are separate pieces (ala the Batmobile's Batfins!) which will take some minor filling and sanding. The body seems nicely molded and relatively free of that most feared enemy of modelers everywhere--flash! Unfortunately, the rear bumper is cut up in the middle to incorporate a treadplate step to ease access to the rear "office".

There is no motor, and the chassis is fully molded, containing differential, exhaust system and an engine filler plate. The Goodyear Polyglas GT tires mount chrome wheels and moon discs on metal axles. As for the interior, the seats as well as some Ghostbusting equipment are molded in. Separate pieces include the dashboard, steering wheel, CB Radio, radar monitor, cellular phone and crt terminal.



The roof equipment rack has numerous parts and some very nice details. There will be a few seams that could use some attention. A small disappointment would be the "electronic sign" decals ("We're back" and "Ghostbusters"). They are done in green and red block letters respectively rather than the dotted "LED style" as shown on the box art. While on the subject of decals, these are very well done and show excellent registration.

In closing, careful detail painting and assembly would make this kit a pleasant change of pace from a "Mega-detail" kit but, on the other hand, you detail fanatics can start by opening up the hood and installing a biliggg, detailed Caddy V8 and going as far as your detail parts, imagination (and money!) will take you! How long before we start seeing some interesting replica stock conversion '59 Cadillac Ambulances? Well, gotta run so I can get started on my Ecto 1A. Now where did I put that scale slime?

#### BITS & PIECES

\*\*\*\*\*

- \* Good News! Ron Ware is busily rebuilding Your Hobby Center and hopes to have the renovated shop open shortly! His renovation plans will include **display cases for built models**. There have been many good kits released during Ron's absence, so let's have something ready for his Grand (Re)Opening!
- \* Hear Ye! Hear Ye! We are soliciting donations of any automotive-related subjects (older models which may never get built, magazines, books, posters, etc.) to be used for the **Club Auction in April**. So c'mon guys, dig down and bring some goodies to ensure a successful auction to strengthen our treasury for our 3rd Annual model car contest which will hopefully be on our own! (Ed. Note: Please also remember that our fearless leader Norman also had about \$400.00 of out of pocket expenses with regard to making our 2nd annual model car contest successful!) The entertainment for the May meeting will be provided in part by a **Worst model/Unfinished model display**. Perhaps we could even round up a prize for the winner(?!?) So, mark these dates on your calendars. **Idea:** What about modeling a "magazine car" (a car which has appeared in any Automotive magazine) at an upcoming meeting?
- \* **Future Clinic Ideas:** Kit Basics (mold lines), Chassis detailing & fixtures, Vacuforming, Airbrushing, Scale Photography, Late model Top-Chopping, Wheel & Tire detail as well as rerunning other clinics again.
- \* It seems as though R & D Unique is on the move again! They will be adding a '32 Ford Chassis in white metal to their line! I understand it will be a while, but if it is as nice as their other parts, it will be worth the wait!
- \* We are in the process of procuring further info on the possibility of becoming an AMS Chapter. Further info when it's available.
- \* MAMA is sponsoring a Trophy Package for the Northeast Challenge in June. Be there! Aloha!

- \* John Heyer (J.R. Toy & Hobby 165 Kemball Avenue, Staten Island, N.Y. 10314) is offering a "Breakin' the ice" discount of \$35.00 off on an order of \$125.00 or more by the club (or close associates) on a one time basis to familiarize us with his products. He is also actively seeking anyone offering building & painting services. If interested, contact him at the above address.

#### COMING EVENTS

\*\*\*\*\*

- \* Saturday, March 24- 4th Annual NNL East held at the 1st Presbyterian Church of Clifton, N.J. from 10 A.M. to 4 P.M. For info, send S.A.S.E. or call John Slivoski, 16 Ocean Parkway Apt. #A20, Brooklyn, N.J. 11218, (718)871-5332.
- \* Sat. & Sun., June 16 & 17, 1990- Northeast Challenge held at the Holiday Inn on Route 46W in Totowa, N.J. from 9 A.M.-??? For info, contact E.C.M.A. c/o Tony Pocius, 449 Jauncey Avenue, Lyndhurst, N.J. 07071.
- \* June 29 (Fri), 30 (Sat) & July 1 (Sun)- Goodguys Dixie Rod & Custom Classic held in Winston-Salem, N.C. For info, write Goodguys P.O. Box 424, Alamo, Ca. 94507 or call (415)838-9876.
- \* Sunday, July 15, 1990- 1990 Model Car Collector's Association National Convention #8 held at the Sheraton-Springdale hotel in Cincinnati, Ohio. For info, contact Randy Wilson, 5416 Country Lane, Milford, Ohio 45150, (513)831-6879.
- \* July 13-15, 1990- Goodguys East Coast Nationals held in Carlisle, Pa. For info, write Goodguys P.O. Box 424, Alamo, Ca. 94507 or call (415)838-9876.

#### CLASSIFIEDS

\*\*\*\*\*

WANTED- Any Ferrari-related items as well as back-issues of Cavallino magazine. Also in search of 1 or 2 AMT '63 Corvette Coupes (bodies only) in usable condition. Call Harold Bradford at 604-8591.

WANTED- '87 & '88 Mustang GT's, '89 Regal Promo, latest issue of the True Value IRDC (or maybe the new Daytona?) in a color other than red and 1990 Catalogs from Monogram, AMT & Revell. Call Tim Sickle at 249-3830.

Anyone having an item for the Newsletter whether it is a Bit, a Piece or even a Classified, it can be included by contacting one of the individuals listed below:

Timothy C. Sickle  
15905 Ark Court  
Bowie, Maryland 20716  
(301)249-3830

Norman F. Veber  
7479-D Furnace Branch Road  
Glen Burnie, Maryland 21061  
(301)768-3648

An open letter to MAMA  
by: Tim Powers

I just wanted to take a moment to thank everyone involved with the awards that I was fortunate enough to receive at the 2nd annual MAMA/ Family Hobbies model car contest.


First, thanks to those who helped me during the construction of my models, either directly, by answering questions and discussing techniques, or indirectly, by unknowingly presenting the right demonstration at the right time during club meetings. And special thanks to my wife for encouraging me when I needed it, and for putting up with my long hours in the workshop, looking at every step of progress (even when she had other stuff to get done), and the long distance phone bills.

Next, thanks to the judges, who were faced with the inconceivable task of judging more than 250 model cars in one short evening. They did a fantastic job of handling many tough decisions.



Many thanks go out to the sponsors of the awards and the contest in general. Without their contributions, we wouldn't have had much to do on the weekend of February 9th. Thanks to Bill Henschen of Hobby World in Severna Park Mall and to Norman Veber of Replicas & Miniatures Company of Maryland in particular for sponsoring the plaques that I won.

Others who deserve a big thank-you are those who worked the contest. They set up, tore down, addressed the public's questions (staying calm no matter how many times they were asked, "Are they for sale?" or "How much are they?"), and guarded the models overnight (putting up with egocentric or drugged up security personnel and having to sneak around hunting for the ever-elusive unlocked bathroom). Thanks to Karen Roehrle for the brownies that Matt, Larry and I munched on all night and thanks to all those who shared their time, money and vehicles to get the tables, shelves, stanchions, signs, TV, VCR, chairs, display case and everything else to and from the Convention Center.

And finally a special thank-you from all of us should go to MAMA President Norman Veber for spearheading this entire operation. Each year Norman does a majority of the work in putting this contest together. He does so much behind-the-scenes work that he lets his business slide. Hopefully, next year we can really show our appreciation by taking on even more of the work and reducing Norman's load.



7149 '69 CORVETTE 427 COUPE. 1/25 SCALE.



7150 "SKIP'S" ANGLIA STREET ROD. 1/25 SCALE.