



MARYLAND AUTOMOTIVE MODELERS ASSOCIATION

Volume 9, No.2 October 1996


by: "GTO"

(The *Maryland Automotive Modelers Association* is a chapter of the *IPMS* in addition to the *AMS*)

About 45 people were in attendance at last month's rather spirited meeting, which centered around the problems we as a club are facing with regard to the 150% rent increase we are being asked to pay in 1997, as well as the location for next year's show. At this point, we may have finally found a place to meet. Thanks to those of you who had some input on possible meeting places. After plenty of legwork, a place is near at hand. Further details when available! The other hot topic of conversation was the pending release of the Lindberg '61 Impala, and the goodies in store for modelers at the upcoming RHCTA show. Again, we will know soon enough!

The raffle raised **\$106.50 (!)** (as well as **\$88.00** from the box!). The club would like to thank the raffle donors listed below: *Mike Hemp, Jim McGuinness, Bill Kilby, Don Krone, Ron Bradley, Ron Palmer, Rex Turner, Brad, George Johnson, Dave Touns, Roman Podolak, and Bill Wagaman.* Special thanks also go out to those as shown below:

City Wide hobbies
7710 Harford Road
Baltimore, MD 21234



Phil DeGele,
Timonium Hobbies
2189 Greenspring Drive
Timonium, MD 21093



John Mauchamer,
Wheels Hobby Shop
45 Waverly Drive, Unit O
Frederick, MD 21701

Bob Korunow,
Model Car Garage
537 S. Sequoia, Suite 309
W. Palm Beach, FL 33409

Tom Walsh,
The ERTL Company
P.O. Box 500
Dyersville, IA 52040-0500



Ed Sexton/Bill Lastovich
Monogram/Revell, Inc.
8601 Waukegan Road
Morton Grove, IL 60053-2295




'96 Meeting Schedule

Well guys, word has just come down from the mountain regarding next years' schedule. It is still incomplete at this time, due to the fact that the college needs to finalize a few things before giving us our dates. When we receive the info, you'll be the first, or the second ones to know!

January 20th (Q305/307)
February 17th (K100)
March 16th (Q305/307)
April 20th (Q305/307)
May 19th (K100-Sunday!)
June 15th (K100)

July 20th (K100)
August (Q305/307)
September (K100)
October (K100)
November Q305/307
December 21st (K100)



P.S. In the event of significant snowfall, The Catonsville Community College "Snowline" number is (410)455-4567. That way, you "diehard" members with four wheel drive vehicles can verify that the meeting has not been canceled **before** you get there and find nobody else was able to get thru a foot of snow!

Sneakin' a Peek!

This column will appear as frequently (or infrequently!) as new releases from the manufacturers. The idea behind it is to give a "thumbnail review" of the releases as they hit the shelves with a detailed review to follow at a later date (hopefully!). We'll see how it goes! (Ed. Note: The kits are listed in no particular order)


- **'70 Impala** (AMT "Buyer's Choice" #6172, 1/25th scale): Molded in Lt. Gray....straight and reasonably flash-free....'fat block' with your choice of single 4-barrel, fuel injection, or tri-power....optional custom valve covers and headers....nicely engraved chassis includes separate 2-piece exhaust system w/optional stock or custom resonators....5-piece front/7-piece rear suspensions....optional, lowered kingpins for front end....(4) Goodyear blackwall tires, (2) Goodyear slicks which mount either stock wheels, Torque Thrust 5-spokers, or Cragars....tub-style interior....underside of hood has a huge scribed cutout for injectors....custom front and rear ends.
- **Chevy Van w/Race Car #7250**: Molded in basically unchanged except hitch....nice, new trailer which mount white wagon rims....twin axle trailer red tail lights....separate tire chocks....trailer license plate decal even included.
- **Harley-Davidson Electra Glide** (Revell #85-7306, 1/12th scale): Molded in Lt. And Dark Gray....crisp and flash-free....nice engraved detail on engine and chain....fairing and all lenses clear....brake tubing and cutting template included.
- **'65 Chevy Stepside pickup/Hemi Hydro Combo** (Revell #85-7249): Molded in White....Pickup appears to be knocked off of excellent '64 pickup, w/obvious exception of wheelbase and stepside bed....whitewall tires mount chrome rims/baby moons....Hemi-Hydro and trailer included (unchanged)....water skis also included...."Dean's Marina" decals, vintage license plates, boat name ("Maxine") included.
- **'65 Impala SS** (Revell #85-2470): Molded in White....new 8.25-14 Goodyear Power Cushion whitewalls....SS hubcaps with separate spinners....all lenses (head, parking, dome, instrument cover!) clear, clear red tail light lenses....mold seam across rear of trunk to attend to....molded in "Super Sport" and "396" emblems, separate door handles, wipers, and mirrors....platform-style interior w/2-piece dash, 3-piece steering wheel assembly....separate chrome console and 4-speed shifter....2-piece front buckets, rear molded in place w/separate chrome grille in the




Trailer (Revell white....van reissued for addition of trailer has (4) TRX tires wheel-style w/fenders and clear ramps, tire rack, and

middle....22-piece 396 motor w/air cleaner decal....a/c equipped, including separate a/c hoses!....front and rear suspensions are 9 pieces each....2-piece exhaust system....front bumper separate from grille....body seams even appear to be correct!....Oregon, and Illinois plate decals, underhood and "396" decals.

- #94 "McDonald's" T-Bird (Monogram #85-2486): Molded in White....excellent modified reissue of '95 T-Bird with correct front end air inlet and air dam....very nice decal sheet including fogged 'Golden Arches' for front end, 'Bassett' wheel decals, seat belt decal.
- #88 "Quality Care" T-Bird (Monogram #85-2472): Molded in White....for remainder. See "McDonald's" T-Bird.



61 Impala SS 409



(Lindberg #72163; 116 pieces; white, clear, clear red, chrome, vinyl tires)

A few months ago, car modelers were pleasantly surprised to learn that a '61 Impala kit was coming from *Lindberg*. Rumored to be a "world class model for the adult enthusiast", this kit would provide another full size Chevy *not available in plastic for the past thirty-five years*. The kit is now on the shelves, and to put it mildly, it is a *great disappointment*. For those on a limited budget, save some additional coins to purchase the AMT '62 Bel Air which will become the donor kit for all of the correct parts which you will have to graft onto the '61 Impala. You will also need a bunch of scratchbuilding supplies to complete the work that Lindberg should have done before producing this \$13 kit. Perhaps you may want to save all of your coins and not purchase this "third-world class kit" at all!

Body: When the body is removed from the box, your eyes are drawn to the strange half-moon shape of the cowl. Of course, the rear edge of the hood mimics this incorrect shape and looks downright weird. Upon further examination, you discover that the molding along the left and right sides of the roof is not there. The molding starts out around the front edge of the vent windows, and just stops. This flaw becomes even more evident when the front glass is installed. The rear roof pillars are rounded and very thick. All of this can be corrected by cutting, from the AMT '62 Bel Air, the cowl, upper doors, and rear pillars, and then grafting this section onto the Lindberg body! Of course, the AMT glass would be used instead of the round 'bubble' provided in the kit. This, in turn, necessitates reworking the dash in the interior to fit the new, correct cowl. When you are happy with all of that, you can graft some sheet plastic to the rear of the kit hood and shape it to fit.



Most modelers won't go to all of that trouble, especially after comparing the vertical height of the body to a Monogram '59 Impala and the AMT '62 Bel Air. The body is too narrow from the tops of the doors to the rocker panels, reminiscent of the original SMP offering from 1961.

One could choose to ignore the vertically-narrow body and move right on to scratch-building the top part of the grille. Ya see.....Lindberg did not bother to engrave the eight rectangular grille openings above the horizontal bars. The two outermost rectangles (if they were there) are supposed to hold the parking lights, but these are not included in any form in the kit. In other words, on-third of the grille is simply not provided in the kit!!

The chromed bumpers and tail lights are pretty nice, although the instruction sheet directs the builder to put the backup lights in the wrong place. Separate door handles are provided along with outside rear view mirrors which have deep sink holes in them. Emblems and scripts are nicely engraved, and, curiously, are also duplicated on the decal sheet, but mostly in the wrong colors!

The rest of the kit: The *chassis* is a *multi-piece affair*, and is very comparable to the AMT '62 Bel Air. The *blackwall Goodyear tires* exhibit nice sidewall detail, but the tread is rather crude.

The chromed wheel covers receive separate three-bar spinners without any provisions for the red, white, and blue color bars on the fins.

The *interior* is assembled from ten parts which are nicely engraved, but becomes a somewhat shallow assembly in order to fit the aforementioned shallow body. The *dash* has decent engraving with short, little pedals molded to the bottom. The *unique Impala steering wheel* is 'okay', but isn't quite accurate.

The *engine* is a twenty-three piece assembly, and looks to be quite accurate. Some nice underhood pieces including the firewall, steering box with shaft, and heater unit are also present.

In 1961, when I was twelve, I would have thought this was a 'killer' kit. Then again, I would have glued it together and brush painted it in about an hour, and covered it with every flame and scallop decal I could find.

A 'World class model kit'?!? Not even by 1980 standards! For a list price of thirteen dollars, we should be sending Lindberg a bill for having to scratchbuild most of this thing.

With a fair amount of guilt, I guess I'll put two of the three kits that I purchased on the club raffle table and stick them on somebody else.

by: Lyle "I shoulda saved the money for Toledo" Willits

1969 Chevrolet Camaro Indy Pace car

(Monogram #85-2459; 1/25th scale modified reissue; white, chrome, clear, clear red, vinyl tires)

The Revellogram '69 Camaro is in its' fourth version, this time as a convertible in a Monogram box. For those of us who are fans of the '69 Camaro, this kit is a welcome addition to any collection. Now, the '69 Camaro Pace car was recently re-released by AMT/ERTL as part of a three-car set, but the Monogram kit is superior in overall detail and proportion.


Engine: The typical monogram big block Chevrolet engine, accurately proportioned and engraved, with separate block, oil pan, bellhousing, and transmission in a two-piece assembly. Separate parts consist of the cylinder heads, intake manifold, starter, fuel pump, water pump which all add to the overall accuracy of this engine. There is also a two-piece carburetor, two-piece air cleaner with a chromed lid, chromed valve covers, a distributor, coil, and headers. (Note: I would assume that a small block swap could be easily accomplished, seeing as how most of the street versions I have seen are so equipped-Tim Sickle)

Chassis: Exhibits excellent engraving, with separate parts for the front crossmember, one-piece front suspension unit, front sway bar, two upper A-arms, steering box, chambered exhaust system, rear springs, axle, and shocks.

Wheels/Tires: Revells' ubiquitous Chevy Rally wheels and Goodyear Polyglas GT Radials introduced in the Z28 variation of this kit. They are beautifully engraved, even though the five cooling slots seem a little narrow to my trained eye. The tire treads also seem a little shallow. A new twist-decals are supplied for the *raised white letters*.

Body: This is more than the traditional coupe to convertible conversion. Monogram took the time to *add the 396 engine emblems*, as well as the *SS insignias* to the sides and rear of the body. They also added the *trim around the louvers in front of the rear wheel openings*. The *windshield frame* has also been *accurized*. By the way, the *door handles* are now *separate items*. Monogram did an excellent job on this one.

Interior: Monogram must have gotten a hold of a *Tim Powers'* (a.k.a. Scale Resin Detailers) *deluxe interior conversion* (mastered by *Mr. Willits hisself*), in that the interior was *totally upgraded* to the *deluxe interior* for a convertible. *Decals* are provided for the *orange Houndstooth inserts*. I hope that in the future, Monogram will see fit to make these inserts in a clear/black background to



make other interior colors possible. The *all-new convertible boot* has a molded-in wrinkle texture, simulating a well-used boot. It has a very realistic appearance.


Other notable features on this model are the decals which are by Scale Master. They seem to be devoid of the normal carrier film at the edge of the image. Included on the sheet are two pace car checkerboard flag decals, as well as Speedway markings.

If the directions are followed, a novice can produce one of the most well-known Indy 500 Pace cars known. *Excellent job, Monogram!*


By: Ron Hamilton

BITS & PIECES

- **Goodies!** Thanks go out to *Tim Powers* for the *brownies (he knew he better bring somethin' good, as many meetings as he has missed!)*, and *Mike Hemp* for the *MAMA cake!*
- **Cover-up?!** Congrats to *Tim Powers* for snaring the *cover* of Scale Auto Enthusiast with his little *Woodie*, not to mention the nice *article* inside on *woodgraining*. I believe that Tim is the *third MAMA member* to get cover space! On a somewhat sadder note, Mr. P will be *closing down Scale Resin Detailers*. Most (if not all) of his line will likely be absorbed by Replicas & Miniatures Co. Of MD, so don't fret! Thanks to Tim for starting things, and thanks to Norman for taking on this line!
- **Rent a racer?!** Remember could go on down to your and rent a *Shelby GT-350* guess what? You can again local *Budget Rent-a-car Saleen Mustang!* Both convertibles will be car will have a 'B' (like the indicate the Budget racer told that they will *all be 5-speeds* also, with converts again getting a *roll bar* similar to the originals. The only stipulation is that you agree *not to use it on public roads in an unlawful manner (yeah, right!)*, be at least 25 years old, and have a credit card. For info on which locations will have Saleens available, call (800)388-8481. Thanks to the Prince George's Journal Wheels section for the 'scoop'!
- **Ya snooze, Ya lose!** Well gang, if this was the year you were going to *treat yourself to that new Lamborghini*, you are outta luck! Seems as though all 32 *Lambos* earmarked for the US have been sold, even before the first '97 Diablo roadster reaches America (at least, that is what the confidential memo sent to Lambo dealers by Automobili Lamborghini USA Inc.said!) The memo also told dealers to expect a *redesigned Diablo* for the *'98 model year*, as well as a *new downmarket model*. Business is good! Again, thanks to the P.G. Journal.
- **Elections** will be hopefully held in January if we have worked out the details of our *new meeting place*, since Catonsville Community College is so out of touch with reality with regard to their recent 150% rent increase! *At least Jesse James used a gun!!* So, be thinkin' about anyone you might wish to *nominate* for *Prez* and *Vice Prez*. I believe that my job, as well as that of Treasurer (Matt) won't be up for discussion. *NutZ!* Further details (including a map) to our new 'home' will be forthcoming!
- **Rumor Mill!!** Word reaches *automotive 'Enthusiast' kits* from Monogram. Cars *Charger*. Not one, but three! *R/T*, followed by a *Charger* be followed by a *Daytona!* We should be so lucky! *Please say it's so, Monogram!* A rumor you can 'bank on' (according to the *San Diego model club*) will be a *'56 Nomad kit* from the '59 Cad and Chevy design team; some more *Nastrucks*, this time *Fords*, possibly followed by *Dodges*. Still another rumor is a *Pontiac stock car* from the *stock car 'leader'*, possibly in time




the days when you local *Hertz dealer Mustang?* Well, go down to your *dealer* and rent a coupes *and* available, and each H in Shelby) to connection. Am




me of possible in the Promodeler line discussed? The *Dodge A 1969 Dodge Charger 500*, which will possibly

for the '97 *Daytona 500*. Rumors persist at *Lindberg* of an upcoming *Olds 442*, as well as *3 more all-new kits to be announced at the RHCTA show this month*. Time will tell, eh?


- **Rumor mill, again!** Word is that Plastic Fanatic has been sold. I cannot confirm or deny that, even though I work for Roy! We will have to wait and see!
- **"Take my car....please!!"** When John Mack of northern New Joisey visited his parents in Baltimore county in May of '92, someone *stole* his *Subaru Justy* (*Ed. Note: Why?!?*) off Ruxton Road. It turned up a few weeks later, found by MD state police in northern MD. Shortly thereafter, he *sold the car* to a *college student*. He hadn't seen the car since. But, *four years later*, the *city of Baltimore* wants them to *pay a \$24 fine*- a late fee on a *parking violation* that occurred *while the car was stolen* (apparently, the thief got a parking ticket, and never paid the fine. *Imagine that!*). The Macks received notice of the parking violation (\$17 fine) and the late fee in August at their home in Phillipsburg, NJ. Why the \$41 bill showed up in the summer of '96, remains a mystery. They decided to pay the fine, and mailed in the \$17. But, two weeks ago, the city sent another notice, insisting on the \$24 late fee. The Macks refuse to pay it (*who can blame 'em?*). "We wrote a letter to the city collections division explaining all this, about our car being stolen," says Andrea Mack. "But they keep sending notices, on the bottom of which is printed to motto, "Baltimore, The city that reads." Well, I wish someone down there would read our letter!" Thanks to the Baltimore Sun online for this one!



- **New Stuff!** The SSP's for the next quarter have been announced. They include, from Monogram-1/48th *F6F-5 Hellcat*, *Passenger Rocket*, the *Porsche 904*, the *Hangman*, and the ('78?) *El Camino camper*. From Revell-1/48th *Mercury-Gemini capsule*, the *Convair shuttle*, a 1/136th *Sea Master*, an *Austin Healey*, a *Ford Flareside (snap)*, and the "Heavy Hugger" *Camaro funny car*. So c'mon guys, let's dig deep and get 'em while they're hot!
- **No Bull!** Recently in Griffin, GA, David Conner was confronted with something you do not expect while driving your car-an *airborne, 1,200 pound bull* coming straight for him! The Black Angus was sent aloft when Joe & Brenda Smith rounded a curve in their pickup truck Saturday and ran into it. The impact launched the 1,200 pound bull more than *15 feet into the air*, landing on the car driven by Conner, smashing the windshield before rolling off. "About the time y'all hit it, I saw it up in the air up," Conner told the bull had a limp, but seemed injured! Thanks to the wire
- **More discounts!** For you Bowie/Crofton area, *Eric Hobbies* would not only *10% discount*, but also some *space in his display case* for those who would like to display their masterpieces, and gain new members at the same time! Thanks, Eric! Let's take him up on it, guys!
- **"Double your Fun?!"** Michael O'Keefe had not a *bad hair day*, but a *bad moose day*. The 44-year old was lucky to escape not one, but *two moose-related traffic incidents* in the same day! It began as he was being driven to work by an uncle whose car slammed into a *700-pound moose* on a foggy road in northeast Vermont early September 29th. The accident shattered the windshield and flattened the roof, but neither man was seriously hurt. The moose wasn't so lucky however. He died. Five hours later, a still-shaken O'Keefe drove home alone in his pickup truck when an *800-pound moose came barreling at him*. "The giant moose came screaming out of the woods at full gallop. I hit my brakes and blew my horn and cut the wheel," he said. The moose crashed into the front of the truck on the passenger's side. No further info was provided. Thanks to the wire services for this one!
- **More Club meetings!** Mark Wheeler's club, "Our Model is Christ" has their 1996 meeting schedule finalized. They meet on the *second Sunday* of the month from *2-5 P.M.* The dates are: Jan. 14th, Feb. 11th, Mar. 10th, Apr. 14th, May 12th, June 9th, July 14th, Aug. 11th, Sept. 8th, Oct. 13th, Nov. 10th, and Dec. 8th.





with all four legs flying Smiths. Afterward, the more annoyed than services for this one. folks in the Baughner at GPA like to extend to us a



COMING EVENTS

- *Oct. 20th- Chesapeake Miniature Vehicle Collector's Toy show* at the fire hall in Shrewsbury, PA from 9 A.M. to 1:30 P.M.
- *Nov. 1st & 2nd- Boomercon 1996 Region 2 IPMS convention* hosted by the Baltimore chapter of the IPMS at the BWI Holiday Inn at Baltimore-Washington Airport, Elkridge Landing, MD. For info, contact John Borleis, 6108 Fair Oaks Avenue Baltimore, MD 21214-1547, or call (410)254-6297.



FOR SALE- Various automotive books (including out-of-print *Automobile Quarterlies*), and high quality models such as *Pocher, Protar, Tamiya*, etc. Call Tom Barry at (410)876-6643

FOR SALE-*Thinning collection* (not quitting), list available. Contact Harold Bradford at (301)604-8591 or see him at a meeting!

FOR SALE- Various kits (AMT, Monogram-Revell) for sale-\$5 each. See Tim Sickle at a meeting for a list. *Also available*-Editor's *former newsletter computer* with some software, 14" color monitor, 640K ram, dot matrix printer. \$150/Offer?

FOR SALE- 283 *Chevy engine* equipped with '461' heads, Crane Cam, Edelbrock intake, HEI distributor- \$650.00. Contact Tim Powers at (410)255-3976.

WANTED-*hood for a 1967 Olds Tornado* (to copy, will be returned). Call Tim Powers at (410)255-3976.

TRADE-*GM or Ford engines for Mopar V-8's* (1/25th scale plastic, of course!). Call Ron Drechsler at (410)255-7369.

FOR SALE-Over 500 *model cars and trucks*. Call Dave Roehrle at (410)875-9476.


WANTED- I will swap *complete frog giggin outfit* that includes hat with light, chest-high waders with galluses, and 2 graphite compaction frog giggers for *Tennessee sugar-cured hams*. Contact *Hogdoo Grundy*.

WANTED-'60 Plymouth Phoenix parts, especially interior. Contact Roland Sutherland at (301)687-9133.

Anyone having an item for the newsletter, whether it is a Bit, a Piece or even a Classified, it can be included by contacting one of the individuals listed below:

Timothy C. Sickle
15905 Ark Court
Bowie, Maryland 20716
(301)249-3830

Norman F. Veber
317 Roosevelt Ave., S.W.
Glen Burnie, Maryland 21061
(410)768-3648



RUBES/LEIGH RUBIN



Tragedy strikes on the trail when Leon accidentally rear-ends his partner's Pinto.

"Otto Mechanic"

